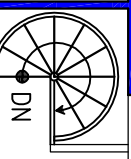
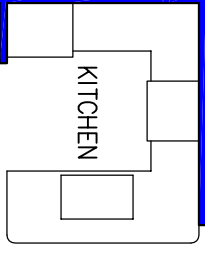


EXTERIOR DECK

LIVING

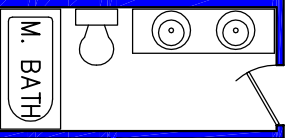


POWDER



KITCHEN

DINING



M. BATH

MASTER BEDROOM

W.I.C.

W.I.C.

BEDROOM #2

W.I.C.

ROOFTOP WALKWAY TO COMMUNITY DECK

SUITE 213 - UPPER LEVEL

3 BEDROOM/2 1/2 BATHROOM

1,360 (+/-) SQUARE FEET - UPPER LEVEL

2,000 (+/-) SQUARE FEET TOTAL